

| UltraSlim |
Less is more

ULTRASLIM | Less is more






SLIMLINE SYSTEM

The Slimline system by UltraSlim represents the pinnacle of sliding panel engineering, offering outstanding functionality and supreme aesthetic appeal. Our minimalist design, combined with a concealed track system, reduces visible sightlines to an absolute minimum. This creates uninterrupted panoramic views and a seamless transition that blurs the lines between indoor and outdoor living.

SLIMLINE, where minimalism meets luxury to define the art of seamless living.





EXAMPLES OF SLIDING CONFIGURATIONS

MODULAR TRACK SYSTEM

The SLIMLINE 125 features a truly concealed bottom track system, completely recessed beneath the floor finish. With no visible rails or thresholds, it delivers a seamless, uninterrupted surface that enhances both aesthetics and accessibility.

Ultraslim 125 sliding doors blend function and design. Choose visible or concealed tracks — both ensure smooth operation. The hidden track delivers true panoramic views, making doors float seamlessly into architecture.





CUSTOMIZABLE COVER PLATE

The track cover plate can be finished in any material to match your design intent—whether natural stone, hardwood, metal, or terrazzo—ensuring perfect harmony with your flooring and architectural vision.



Removable Track System

Removable track for ultimate cleaning, installation and service access.



Detachable Track Cover

The removable track cover perfectly conceals the track system, offering seamless sightlines while simplifying installation and cleaning.



Triple-Guard Rolling System

Multiple rollers ensure silent operation under heavy loads. Features anti-derailment and anti-sway for maximum stability and security.



MOTORIZED SOLUTION

We offer two advanced motorization solutions for the SLIMLINE Series: a high-performance Belt-Drive Motor and a sophisticated Magnetic Levitation (Maglev) Motor.

- Available for total area up to 12 m²
- The shortest side of the panel must not exceed 2800 mm
- Supports a maximum of two-panel linkage

The UltraSlim SLIMLINE series offers an unparalleled combination of convenience and advanced protection, making it ideal for both Corporate Access Control and High-End Residential Installations.


- Card Swipe Recognition
- PIN Code/Car Swipe
- QR Code Recognition
- Facial Recognition
- Fingerprint unlocking
- Remote Control

TECHNICAL DATA



SLIMLINE 125 Series

The signature piece of our slimline collection, It integrates effortlessly into any opening, delivering uncompromising aesthetics and exceptional performance.



SPECIFICATION

BASIC DATA

Maximum Height: 5500mm
Maximum Width: 4000mm
Maximum Size of Panel: 18m²
Maximum Weight: 800kg
Thermal Break Bar: 53mm
Size of Glass Groove: 38mm
Frame Sightline: 20mm

PEFORMANCE

Thermal Insulation: < Uw 2.2
Waterproof Performance: E1500
Wind Load Resistance: Class C4
Air Tightness: Class 4

FRAME & STRUCTURE

Thermally broken alloy profile, 6060-T66 grade.

THERMAL & SEALING

Aluminum frame can bear a single panel weight of up to 1000 kg.

LOAD-BEARING CAPACITY

Automotive-grade rubber and high-quality thermal break strips.

AESTHETICS

Visible surface only 20mm; Seamless concealed track.

GLAZING SAFETY & SOUND

Insulating soundproof glass, international 3C certification approved.

PRECISION & SMOOTHNESS

Triple protection (main, micro, and positioning rollers).

SERVICE & MAINTENANCE

Patented slide rail; Easy disassembly and replacement.

SAMPLE



SLIMLINE 125 Series

SLIMLINE 180 Series

This premium line is engineered for superior functionality. The 180 Series features a thicker thermal break structure (or deeper thermal break profile) which significantly enhances insulation capabilities. This allows the system to seamlessly accommodate Triple Glazing with two cavities (3-pane, 2-cavity), delivering industry-leading thermal and acoustic performance.



SPECIFICATION

BASIC DATA

Maximum Height: 9000mm
Maximum Width: 6000mm
Maximum Size of Panel: 24m²
Maximum Weight: 1500kg
Thermal Break Bar: 60mm
Size of Glass Groove: 60mm
Frame Sightline: 20mm

PEFORMANCE

Thermal Insulation: < Uw 1.8
Waterproof Performance: E1500
Wind Load Resistance: Class C4
Air Tightness: Class 4

FRAME & STRUCTURE

Thermally broken alloy profile, 6060-T66 grade.

THERMAL & SEALING

Aluminum frame can bear a single panel weight of up to 1800 kg.

LOAD-BEARING CAPACITY

Automotive-grade rubber and high-quality thermal break strips.

AESTHETICS

Visible surface only 20mm; Seamless concealed track.

GLAZING SAFETY & SOUND

Insulating soundproof glass, international 3C certification approved.

PRECISION & SMOOTHNESS

Triple protection (main, micro, and positioning rollers).

SERVICE & MAINTENANCE

Patented slide rail; Easy disassembly and replacement.

SAMPLE



SLIMLINE 180 Series

SLIMLINE 100 Series

Designed for expansive openings where every millimeter counts, the 100 Series Panoramic Sliding Window delivers the sleek, minimal sightlines of a high-end sliding door — in a window form. Compared to the heavier-duty 125 Series, the 100 Series is optimized for large window apertures, offering the same ultra-narrow aluminum frames and seamless aesthetic as our panoramic doors, but tailored specifically for fixed or operable window applications.



SPECIFICATION

BASIC DATA

Maximum Height: 3000mm
Maximum Width: 3000mm
Maximum Size of Panel: 6m²
Maximum Weight: 250kg
Thermal Break Bar: 22mm
Size of Glass Groove: 26mm
Frame Sightline: 19mm

PEFORMANCE

Thermal Insulation: < Uw 2.4
Waterproof Performance: E1200
Wind Load Resistance: Class C4
Air Tightness: Class 4

FRAME & STRUCTURE

Thermally broken alloy profile, 6060-T66 grade.

THERMAL & SEALING

Aluminum frame can bear a single panel weight of up to 350 kg.

LOAD-BEARING CAPACITY

Automotive-grade rubber and high-quality thermal break strips.

AESTHETICS

Visible surface only 19mm; Seamless concealed track.

GLAZING SAFETY & SOUND

Insulating soundproof glass, international 3C certification approved.


PRECISION & SMOOTHNESS

Triple protection (main, micro, and positioning rollers).

SERVICE & MAINTENANCE

Patented slide rail; Easy disassembly and replacement.

SAMPLE




FRAME & STRUCTURE


6060-T66 Profile

Engineered for extreme durability, our system uses 6060-T66 aviation-grade aluminum profiles. This top-tier strength ensures hurricane-level stability and delivers superior sound and thermal insulation performance.

Engineered for the most challenging environments, this aluminum material delivers uncompromised strength with a yield limit of 160 MPa and a 215 MPa tensile rating. Achieving a strength increase of over 25% compared to standard T6 materials, it ensures stronger wind pressure resistance and significantly longer service life. This makes it the definitive choice for applications in typhoon-prone and other extreme climate areas.



Variety of profile surface treatments & unlimited spectrum of colors (RAL).




Powder Coating

Offering the broadest design freedom, our powder coating uses an electrostatic process for a thick, resilient, and uniform finish. Available in an unlimited spectrum of colors (RAL) and custom textures (matte, glossy, or textured), it provides robust weather resistance and a protective, durable layer.




Anodizing

This electrochemical process creates a dense, naturally-integrated oxide layer on the aluminum surface. It offers superior hardness, scratch resistance, and color fastness without chipping or peeling. Ideal for achieving a classic, lasting metallic finish that enhances structural longevity.



Ceramic Electrophoresis

An advanced evolution of E-coating, this process incorporates ceramic components to significantly increase surface toughness. The result is an ultra-hard finish that offers excellent resistance to scratching and abrasion, combining the smooth elegance of electrocoating with enhanced structural protection.



SLIMLINE & SCREEN DOOR

The UltraSlim SLIMLINE Series is compatible with a wide variety of screen door options.



Retractable Screen Door

SLIMLINE Series with Pleated Screen Door



SLIMLINE Series with Sliding Screen Door



GLOBAL
PARTNER



AkzoNobel

Sobinco
OPENS YOUR LIFE

Quanex

Honeywell

TECHNOFORM




Haida

| UltraSlim |

Less is more





UltraSlim

| Less is More, Engineered for Excellence |